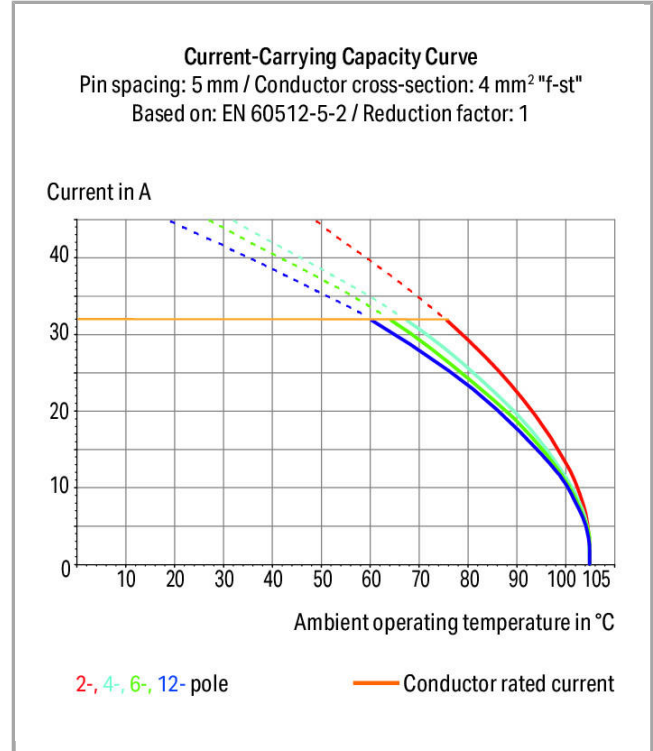



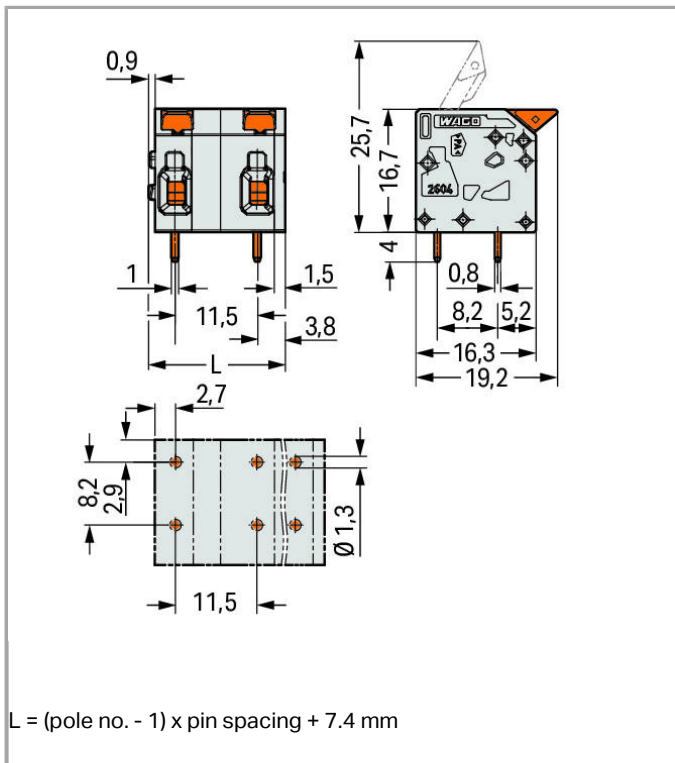
Data sheet | Item number: 2604-1510

PCB terminal block; lever; 4 mm²; Pin spacing 11.5 mm; 10-pole; Push-in
CAGE CLAMP®



2604-1510





Item description

- PCB terminal blocks with lever-actuated Push-in CAGE CLAMP® connection
- Push-in termination of solid and ferruled conductors
- Intuitive and tool-free operation
- Several clamping units can be held open simultaneously – convenient for terminating multi-core cables
- Testing can be performed both parallel and perpendicular to conductor entry

Data

Electrical data

Ratings per IEC/EN 60664-1

| | |
|---------------------------------|--------|
| Rated voltage (III / 3) | 1000 V |
| Rated impulse voltage (III / 3) | 8 kV |
| Rated voltage (III / 2) | 1000 V |
| Rated impulse voltage (III / 2) | 8 kV |
| Rated voltage (II / 2) | 1000 V |
| Rated impulse voltage (II / 2) | 8 kV |
| Rated current | 32 A |

Approvals per UL 1059

| | |
|--------------------------------|-------|
| Rated voltage UL (Use Group B) | 600 V |
| Rated current UL (Use Group B) | 20 A |
| Rated voltage UL (Use Group C) | 600 V |
| Rated current UL (Use Group C) | 20 A |

Connection data

| | |
|---|---|
| Connection technology | Push-in CAGE CLAMP® |
| Actuation type | Lever |
| Solid conductor | 0.2 ... 4 mm ² / 24 ... 12 AWG |
| Fine-stranded conductor | 0.2 ... 4 mm ² / 24 ... 12 AWG |
| Fine-stranded conductor with ferrule with plastic collar | 0.25 ... 2.5 mm ² |
| Fine-stranded conductor with ferrule without plastic collar | 0.25 ... 2.5 mm ² |
| Fine-stranded conductor, with twin ferrule | 0.25 ... 1.5 mm ² |
| Strip length | 9 ... 11 mm / 0.35 ... 0.43 inch |
| Conductor entry angle to the PCB | 0° |
| No. of poles | 10 |
| Total number of connection points | 10 |
| Total number of potentials | 10 |
| Number of connection types | 1 |
| Number of levels | 1 |

Geometrical Data

| | |
|-----------------------------------|--------------------------------|
| Pin spacing | 11.5 mm / 0.453 inch |
| Width | 110.9 mm / 4.366 inch |
| Height | 20.7 mm / 0.815 inch |
| Height from the surface | 16.7 mm / 0.657 inch |
| Depth | 19.2 mm / 0.756 inch |
| Solder pin length | 4 mm |
| Solder pin dimensions | 0.8 x 1 mm |
| Drilled hole diameter (tolerance) | 1.3 ^(- ... +0.1) mm |

PCB contact

| | |
|-------------------------------------|---|
| PCB contact | THT |
| Solder pin arrangement | over the entire terminal strip, in line |
| Number of solder pins per potential | 2 |

Material Data

| | |
|-----------------------------|--|
| Color | gray |
| Material group | I |
| Insulating material | Polyamide 66 (PA 66) |
| Flammability class per UL94 | V0 |
| Clamping spring material | Chrome nickel spring steel (CrNi) |
| Contact material | Electrolytic copper (E _{Cu}) |
| Contact plating | tin-plated |
| Fire load | 0MJ |
| Actuating element color | orange |
| Weight | 24.657 g |

Environmental Requirements



| | |
|-------------------------|-----------------|
| Limit temperature range | -60 ... +105 °C |
|-------------------------|-----------------|

Commercial data


| | |
|--------------------|---------------|
| Country of origin | DE |
| GTIN | 4055143564663 |
| Customs Tariff No. | 85369010000 |

Approvals / Certificates

Country specific Approvals







| Logo | Approval | Additional Approval Text | Certificate name |
|--|--|--------------------------|------------------|
| | CB DEKRA Certification B.V. | EN 60947-7-4 | NL-47057 |
|  | CSA DEKRA Certification B.V. | C22.2 No. 158 | 70117145 |
|  | KEMA/KEUR DEKRA Certification B.V. | EN 60947-7-4 | 71-100535 |

UL-Approvals

| Logo | Approval | Additional Approval Text | Certificate name |
|--|--|--------------------------|-------------------|
|  | cULus Underwriters Laboratories Inc. | UL 1059 | E45172 sec. 71 |

Compatible products

ferrule

| | | |
|--|--|---------|
|  | Item no.: 216-106 Ferrule; Sleeve for 2.5 mm ² / AWG 14; uninsulated; electro-tin plated | 216-106 |
|  | Item no.: 216-241 Ferrule; Sleeve for 0.5 mm ² / 20 AWG; insulated; electro-tin plated; electrolytic copper; gastight crimped; acc. to DIN 46228, Part 4/09.90 | 216-241 |
|  | Item no.: 216-242 Ferrule; Sleeve for 0.75 mm ² / 18 AWG; insulated; electro-tin plated; electrolytic copper; gastight crimped; acc. to DIN 46228, Part 4/09.90 | 216-242 |
|  | Item no.: 216-243 Ferrule; Sleeve for 1 mm ² / AWG 18; insulated; electro-tin plated; electrolytic copper; gastight crimped; acc. to DIN 46228, Part 4/09.90 | 216-243 |
|  | Item no.: 216-244 Ferrule; Sleeve for 1.5 mm ² / AWG 16; insulated; electro-tin plated; electrolytic copper; gastight crimped; acc. to DIN 46228, Part 4/09.90 | 216-244 |
|  | Item no.: 216-246 Ferrule; Sleeve for 2.5 mm ² / AWG 14; insulated; electro-tin plated; electrolytic copper; gastight crimped; acc. to DIN 46228, Part 4/09.90 | 216-246 |

Downloads

Documentation

Additional Information

pdf
3.6 MB

Download

CAD/CAE - Smart Data

CAD data

3D Download 2604-1510

URL

Download

Subject to changes.